

Price: Free to download (usual price €69.00)

UK: £46.00

USA: \$83.00

Economic data

Demographics

Forecast an historic data

Volume consumption

Value expenditure

Western Europe Ready Meals 2010

Publication Date: May 2006



about this report

About this report

RTS Express is a series of highly focused, data driven reports on the international food and drink industry. Each report is designed to provide exactly the information you need ranging from background demographic and economic data to global market sizes, forecast and historic consumption trends and value expenditure.

Ideal for marketing plans, sales presentations, new product development and board meetings. The RTS Express series is designed to provide meaningful insight quickly and cost-effectively.

About the publisher

RTS Resource Ltd measures, analyses and forecasts the international market for food, drink, ingredients and packaging. RTS offers a comprehensive range of services designed to help suppliers and manufacturers discover new ways to grow the business.

Shelf Life Monthly new product alert and analysis service.
To request a free trial call **+44 (0)1902 422282**

RTS Express Focused market reports on the international markets for prepared food, flavours and ingredients. Contact us for the latest range of titles.

Food Series

Ready Meals
Snacks
Prepared Meat & Poultry
Yogurts, Desserts & Ice Cream*
Soups, Sauces and Condiments*
Cakes & Pastries*
Confectionery*

Ingredient Series

Colours
Flavours
Fat Substitutes*
Vitamins*
Minerals*

Countries

UK
France
Germany
Russia
USA*
China*
Japan*
Poland*

**forthcoming report*

Tailored Business Development Services include one-off market reports, regular intelligence reports, strategic development plans and tailored market research solutions. Call us to discuss your requirements **+44 (0)1902 422282**

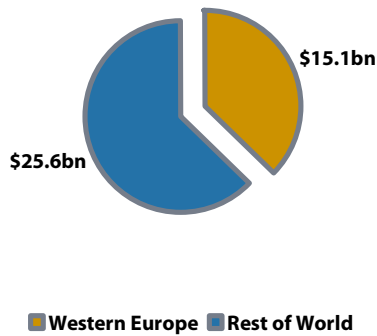
© 2006 RTS Resource Limited

While every reasonable care has been taken in respect of the information contained in this report, RTS Resource Ltd makes no representation or warranty (either express or implied) as to the completeness of the information or its suitability for any particular purpose.

No liability can be accepted by RTS Resource Ltd for any action taken or not taken as a result of this information, in particular RTS Resource Ltd will not be liable for special, consequential or incidental damages or damages for loss of profits, loss of revenue, or loss of use, arising out of or in connection with this report or the material contained in it, whether any claim is brought in contract, or tort (including negligence) or otherwise.

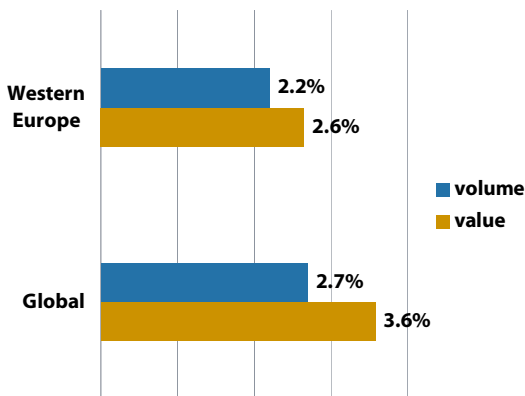
RTS Resource Ltd

Tel : +44 (0)1902 422282 **Fax :** +44 (0)1902 422281 **E-mail :** mail@rts-resource.com **Web :** www.rts-resource.com
The Creative Industries Centre, Wolverhampton Science Park, Glaisher Drive, Wolverhampton, WV10 9TG, United Kingdom



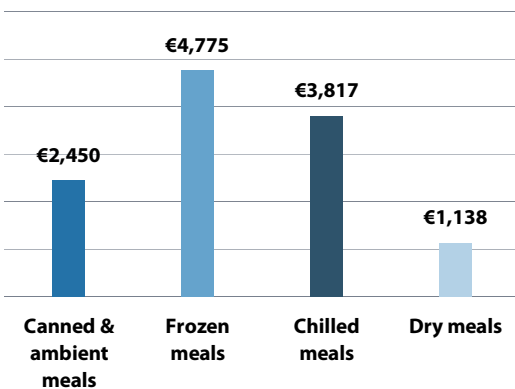
Share of global market:
\$15.1bn

Western Europe expenditure on **ready meals** reached **\$15.1bn** in 2005*



Forecast growth rate:
2.6%

Market value is **forecast** to grow at a rate of **2.6%** per year to 2010*



Key product:
Frozen meals
€4.8bn

Expenditure on **frozen meals** totalled **€4.8bn** in 2005*

*see report for full list of definitions

contents

<i>express data</i>	3
region background	5
demographics	6
commentary	7
global perspective	12
western europe	13
market analysis	14
the data	15
key manufacturers	16
definitions	17
sources	18

region background

Western Europe: Key facts, 2005

Capital	Brussels, Belgium
Population (m)	381.2
GDP (\$tr)	\$13.31
GDP Growth	1.7%
Inflation	2.2%

Source: **CIA** and **RTS Resource Ltd**
Note: GDP and inflation based on EU(25)

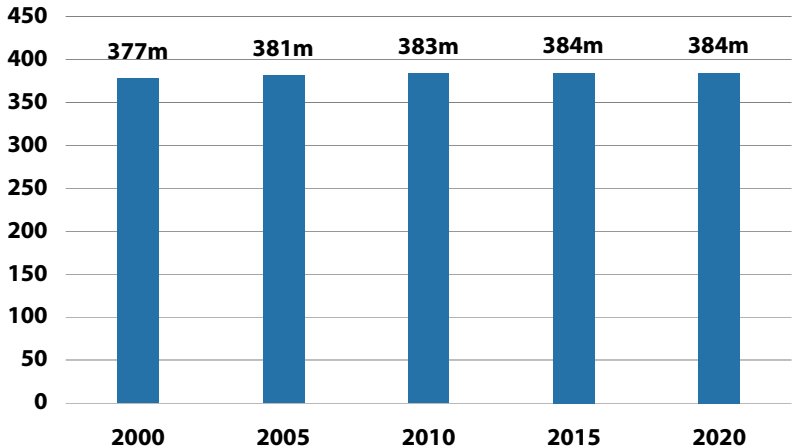


Source: **CIA**

Figure 1

Western Europe: Population trend, 2000 to 2020

millions of people



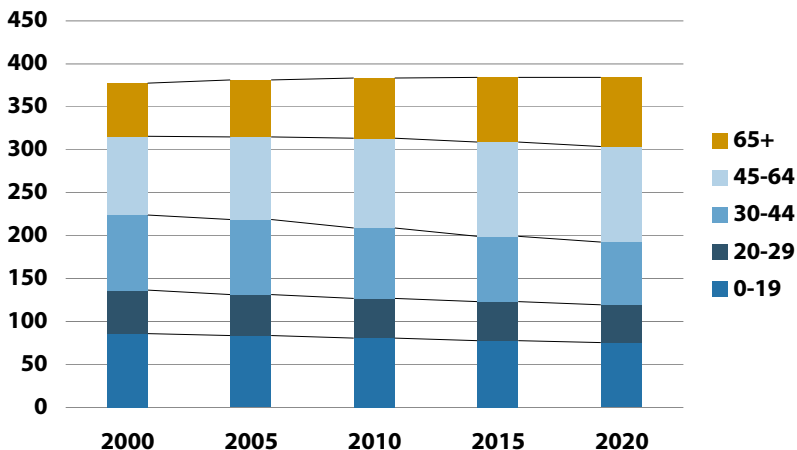
Source: RTS Resource Ltd from United Nations[†]

[†]see definitions for complete list of sources

Figure 2

Western Europe: Population by age group, 2000 to 2020

millions of people



Source: RTS Resource Ltd from United Nations[†]

[†]see notes for complete list of sources

General background

The international food industry is full of many developments as well as contradictions. There are trends towards low fat and healthy foods as well as indulgences, snacks and confectionery. Some of the key market trends identified include the following:

Key trends

- safety;
- traditional values and provenance;
- convenience of use/convenient to prepare;
- visual impact;
- low calorie/high quality;
- organic/environment-/animal-friendly;
- snack-ability;
- improved presentation;
- functional (nutraceuticals);
- imagery/fashion;
- better health and/or nutrition;
- functionality;
- value for money.

All the above factors conspire to shape an increasingly diverse food and drink market meaning that manufacturers and ingredient suppliers must gear up to produce and supply smaller quantities of a much wider variety of products, ingredients and blends.

It is one of the aims **RTS Express** to support the industry by supplying information designed to provide succinct, targeted and practical assistance in this complex environment.

New product considerations

The simple answer to the question “How will we eat in the future?” is “An increasing variety of foods in an increasing number of ways and in a wide variety of locations” It follows that the industry must become more prepared to develop and target products to increasingly diverse sectors of consumer need. In addition, as foods

more closely represent, reflect and enhance lifestyles, so they will compete more directly with other consumer goods which reflect the same values - such as clothes and leisure goods. In other cases, foods may be complementary to fashion, trends and consumers' self-image.

As markets look set to continue to fragment, so it will be necessary to target products more precisely to specific areas. The way in which products' values are presented will also be crucial – whilst product developers must take all of these factors into account.

It should be apparent from this analysis that the task of new product development has become increasingly complex and that is likely to continue to be the case. The complexity of NPD is the result of the many factors covered above.

It is understood, therefore, that more care and better preparation are required if new developments are to improve their chances of success. One key element is to ensure that products are targeted specifically to clearly identified consumers, occasions and distribution channels.

In general terms, provenance combined with the creative use of packaging and ingredients are expected to play a greater role in the overall competitiveness of food and drink products through:

- the creation of new products;
- improved presentation;
- shelf-life enhancement;
- differentiation and development of imagery.

Background to ready meals

Ready-meals

Ready-meals can be divided into canned, frozen, chilled, ambient and dry categories. The total market sector is expected to continue to grow in most countries due to increasing demand for convenience with more working couples and consumers spending less time on food preparation. Future growth though, is expected to be steady, rather than dramatic, as most consumer demand in the major markets is already being satisfied. Also, growth of this sector is strongly aligned to changing lifestyles and increases in disposable income, which in the case of the world as a whole, is not expected to rise significantly over the next few years. In the ambient meals sector, limited growth only is now expected although new products or market positionings will be essential to overcome consumer concerns about quality and the comparison between a shelf-stable meal versus the more favoured chilled and/or frozen variants. However, in the drive for greater

convenience, the ambient meal concept continues to open up opportunities for improvements in ingredients and quality, especially in markets where refrigerated storage is at a premium.

The further development of canned meals will also be adversely affected by the consumer continuing to favour frozen and chilled meals, where available. Where distribution exists, chilled meals should continue to grow at a rate much greater than for frozen alternatives as consumers generally perceive them as being fresher and of higher quality. The growth of chilled meals will favour the use of higher quality, fresher, or more authentic, ingredients.

Ready meals in Europe

European flavour trends

The use of traditional flavours in ready meals throughout Europe is still strong and an analysis of recent product launches in this segment demonstrates their continued popularity. Italian dishes tend to be well received across most countries whereas Asian, Mediterranean and Tex-Mex dishes are becoming more widely accepted and subject to further developments.

Whilst ready meals have always been associated with convenience, many are now incorporating messages of health, nutritional balance and well-being. In many cases, quality is being improved to overcome criticisms from both consumers and the media. Provenanced ingredients are playing an increasingly important role in underpinning quality and authenticity.

Analysis of the European ready meals market indicate that flavours trends can be grouped into seven broad categories for development:

- Traditional
- Mediterranean
- Asian
- Tex-Mex
- Emerging flavours and more regional ethnic cuisine
- Unusual flavours/flavour combinations/fusion
- Health and well-being

Traditional meals continue to dominate the European ready meals segment. A recent resurgence of traditional meals has been seen with latest products using better quality ingredients and providing a more “home-cooked” format. Asian cuisines are expected to maintain an increasing proportion of the market, with the launch of more ‘region specific’ dishes. The use of Tex-Mex and Mediterranean meals will continue to develop as the influence of the many regional flavours used in these cuisines is further exploited. As consumers become more adventurous, it is

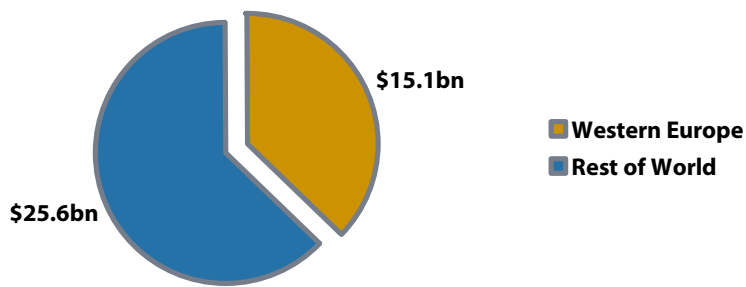
expected that the range of unusually flavoured and flavour combination (“fusion”) meals will increase. This will however remain a small but dynamic part of the overall market.

Two overriding themes will continue to be “quality” and “health”.

Figure 3

Global: Expenditure on ready meals, 2005

\$bn



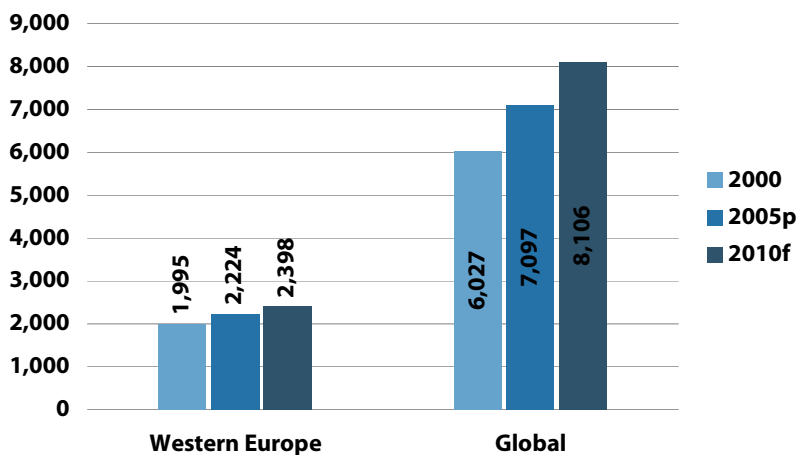
Total expenditure = \$40.7bn

Source: RTS Resource Ltd (see notes)

Figure 4

Global: Consumption of ready meals, 2000 to 2010

000 tonnes

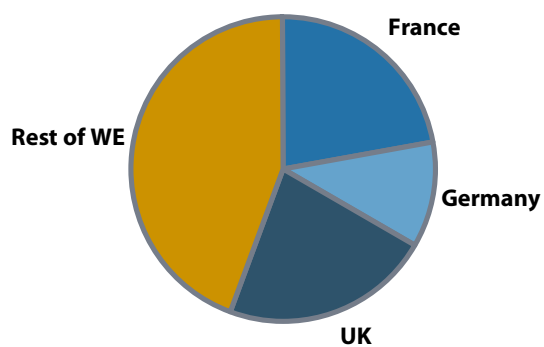


Source: RTS Resource Ltd (see notes)

Figure 5

Western Europe: Expenditure on ready meals, 2005

€bn



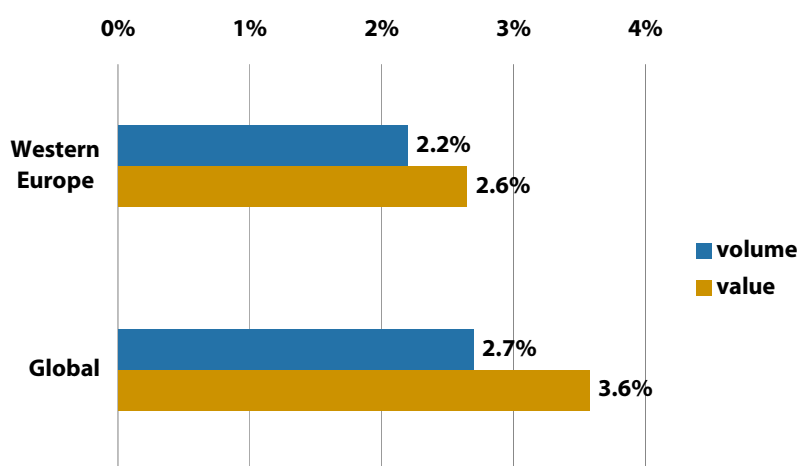
Total expenditure = €12.2bn

Source: RTS Resource Ltd (see notes)

Figure 6

Western Europe: Forecast growth in ready meals, 2005 to 2010

CAGR %

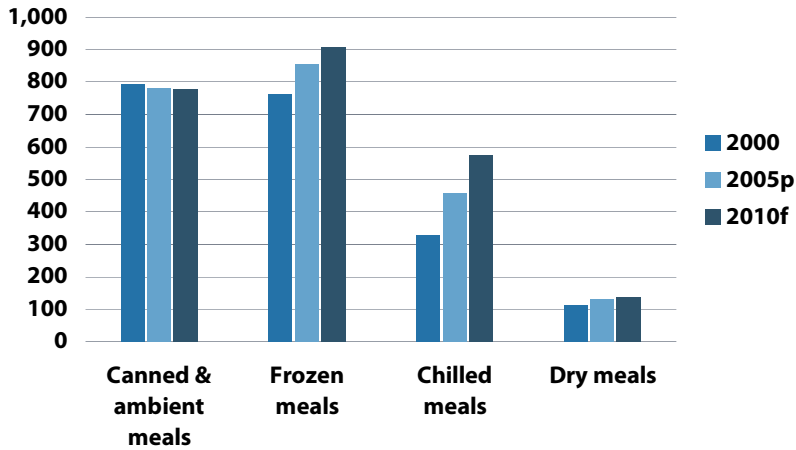


Source: RTS Resource Ltd (see notes)

Figure 7

Western Europe: Consumption of ready meals by product, 2000 to 2010

000 tonnes as sold

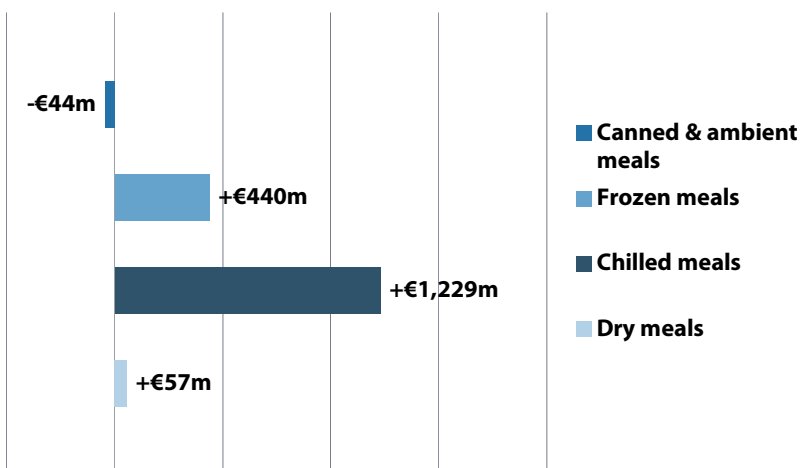


Source: RTS Resource Ltd (see notes)

Figure 8

Western Europe: Forecast growth in expenditure on ready meals by product, 2005 to 2010

additional growth (+/- €m)



Source: RTS Resource Ltd (see notes)

Table 1

Western Europe: Consumption of ready meals by product, 2000 to 2010

000 tonnes as sold

	2000	2005 ^P	CAGR	2010 ^f	CAGR
Canned & ambient meals	793	781	-0.3%	778	-0.1%
Frozen meals	761	857	2.4%	907	1.1%
Chilled meals	330	457	6.7%	574	4.7%
Dry meals	112	130	3.0%	139	1.3%
Total	1,995	2,224	2.2%	2,398	1.5%

Source: RTS Resource Ltd (see notes)

Table 2

Western Europe: Forecast expenditure on ready meals by product, 2000 to 2010

€m

	2005 ^P	2010 ^f	CAGR
Canned & ambient meals	€2,450	€2,405	-0.4%
Frozen meals	€4,775	€5,215	1.8%
Chilled meals	€3,817	€5,046	5.7%
Dry meals	€1,138	€1,195	1.0%
Total	€12,181	€13,862	2.6%

Source: RTS Resource Ltd (see notes)

key manufacturers

Each **RTS Express** report contains a list of key manufacturers in each country and a links to the website.

COMPANY	WEBLINK
Company 1	link to website
Company 2	link to website
Company 3	link to website
Company 4	link to website
Company 5	link to website
Company 6	link to website
Company 7	link to website
Company 8	link to website
Company 9	link to website
Company 10	link to website

List of abbreviations and terms used

000	thousand
\$	1 US dollar
€	1 euro
AME	Africa & Middle East region, as analysed
AP	Asia-Pacific region, as analysed
bn	billion (1,000,000,000)
CSA	Central & South America region, as analysed
E	estimate
EE	Eastern Europe region, as analysed
EU	European Union
F	forecast
FAO	Food and Agricultural Organisation of the United Nations
Global	the countries and regions analysed herein
m	million (1,000,000)
Market volume	The size of a market in tonnes
Market value	The size of a market in US\$
NAFTA	North American Free Trade Agreement region, as analysed
P	provisional
tonne	1 metric tonne = 1,000 kilos = 2,205 pounds
tr	trillion, one million million (1,000,000,000,000)
UN	United Nations
WE	Western Europe region, as analysed

Countries covered

The “global” market for food and ingredients as described throughout this report covers analysis of the following countries:

Western Europe (WE): Austria, Belgium (including Luxembourg), Denmark, Finland, France, Germany, Greece, Ireland, Italy, Netherlands, Portugal, Spain, Sweden, UK

NAFTA: USA, Canada, Mexico

Eastern Europe (EE): Bulgaria, Czech, Hungary, Poland, Romania, Russia, Slovakia, Ukraine

Central & South America (CSA): Argentina, Brazil, others

Asia Pacific (AP): Australia, China, India, Indonesia, Japan, Malaysia, Thailand

Africa & Middle East (AME): Egypt, Israel, RSA, Saudi Arabia, Turkey.

To request a complete list of sources please e-mail mail@rts-resource.com and type "Sources" in the subject line.

Order Form

Fax +44 (0)1902 422281



Order Details

	£ excl. VAT	€
<input type="checkbox"/> UK Ready Meals 2010	£46.00	€69.00
<input type="checkbox"/> Germany Ready Meals 2010	£46.00	€69.00
<input type="checkbox"/> France Ready Meals 2010	£46.00	€69.00
<input type="checkbox"/> UK Prepared Meat & Poultry 2010*	£46.00	€69.00
<input type="checkbox"/> Germany Prepared Meat & Poultry 2010*	£46.00	€69.00
<input type="checkbox"/> France Prepared Meat & Poultry 2010*	£46.00	€69.00
<input type="checkbox"/> UK Savoury Snacks 2010*	£46.00	€69.00
<input type="checkbox"/> Germany Savoury Snacks 2010*	£46.00	€69.00
<input type="checkbox"/> France Savoury Snacks 2010*	£46.00	€69.00

*publication date June 2006

TOTAL £ €

Price includes hard copy, postage and Adobe PDF document sent via e-mail.

Your Details

Mr Mrs Miss Dr Other (please state)

Name

Position

Organisation

Address

County

Postcode / ZIP

Country

Tel

Fax

E-mail

Please note your order will be confirmed by e-mail. Please ensure that you fill our your e-mail address clearly.

Payment Details

Please invoice my company.

I enclose a cheque payable to RTS Resource Ltd.

Purchase order number (if applicable)

EU Companies (except UK) must supply
VAT / BTW / MOMS / MWST / IVA / FPA number

Please send cheques to:
RTS Resource Ltd, The Creative Industries Centre, Wolverhampton Science Park,
Glaisher Drive, Wolverhampton, WV10 9TG, United Kingdom

Order Confirmation

Print Name

Signature

Date / /

Your details will be held by RTS Resource Ltd. We take your privacy extremely seriously. Occasionally we may wish to contact you regarding our other products and services including special offers and promotions that we feel may be relevant. Please tick if you prefer not to receive such information by e-mail phone post .
RTS Resource Ltd occasionally shares data on a secure basis with other reputable companies who wish to contact you with information about their products and services. Please tick if you prefer not to receive such information .

Source: Readymealsinfo

Contact us :

Tel : +44 (0)1902 422282

Fax : +44 (0)1902 422281

E-mail : mail@rts-resource.com

www.rts-resource.com

RTS Resource Ltd, The Creative Industries Centre, Wolverhampton Science Park, Glaisher Drive, Wolverhampton, WV10 9TG, United Kingdom